

HOW TO BUY HUMVEES FOR UKRAINE



How to Buy Humvees for Ukraine

Intro

This document exists to share information on buying used US military humvees, shipping them to Ukraine and adding armor to them there.



To buy non-humvee vehicles, refer to our [How to Buy Vehicles for Ukraine](#) guide.

HOW TO BUY HUMVEES FOR UKRAINE



Table of Contents

Intro.....	1
Table of Contents.....	2
Why Humvees and Not Civilian Trucks.....	3
How to Buy Humvees for Ukraine.....	3
Buying Humvees.....	3
Inspecting and Repairing Used Humvees.....	4
Fixed Weapon Mounts.....	10
Fixed pintle mount AKA “Technical mount”.....	10
Rotating cupola mount.....	10
Basic Humvee info.....	11
Humvee specifications.....	11
Humvee variants.....	11
Why armor humvees and not regular civilian vehicles?.....	12
Add-on Armor Info.....	13
Runflat military tires.....	14
Misc Notes on Armor Requirements.....	15
Useful Links.....	15
Additional photos.....	16
Misc Notes on Armoring Humvees.....	17
From Global Security on Hardening Vehicles.....	17
From Misc Forums.....	18

HOW TO BUY HUMVEES FOR UKRAINE



Why Humvees and Not Civilian Trucks

Humvees are extremely capable, simple vehicles ideally suited to military missions in harsh environments. While not as comfortable as most civilian 4x4s, Humvees have roughly 2-3x the extra carrying capacity, making them ideal for adding armor.

How to Buy Humvees for Ukraine

Buying Humvees

Humvees can be bought used from \$3500-\$7000 from websites such as GovPlanet and IronPlanet

The screenshot shows the GovPlanet website interface. At the top, there's a search bar with the text "Search over 21,100 items for sale...". Below the search bar, there are navigation options like "Browse by category", "Auctions", "How it works", and "Finan". A red banner at the top right says "Auction Today! START BIDDING".

The main content area is titled "Refine Results" and "149 items for humvee". On the left, there are filters for "Type", "Buying Format", "IronClad Assurance", "Make", and "Model". The "Type" filter has a red box around "For Sale (149)".

The main grid displays several Humvee listings. Each listing includes a photo, the model name, the odometer reading, the location, and the price. The listings are:

- 1989 AM General... (12,903 mi, Michigan, US \$3,000)
- AM General M1165A1... (4,471 mi, Georgia, US \$3,500)
- 2007 AM General... (33,799 mi, Pennsylvania, US \$3,000)
- 2002 AM General... (11,416 mi, New Jersey, US \$3,000)
- 2005 AM General... (0 mi, Meter: 0 mi)
- AM General M1097R1... (9,574 mi, Meter: 9,574 mi)
- AM General M1097R1... (65,874 mi, Meter: 65,874 mi)
- 2004 AM General... (67 mi, Meter: 67 mi)

HOW TO BUY HUMVEES FOR UKRAINE



Inspecting and Repairing Used Humvees

Many Humvees sold need repair or parts replaced:



Humvees must be inspected before being shipped



HOW TO BUY HUMVEES FOR UKRAINE




HOW TO BUY HUMVEES FOR UKRAINE



Shipping Humvees

Humvees are best sent to Europe via container. Two can fit into a 40 foot standard container:



HOW TO BUY HUMVEES FOR UKRAINE



HOW TO BUY HUMVEES FOR UKRAINE



HOW TO BUY HUMVEES FOR UKRAINE



Armoring Humvees

While un-armored humvees are a welcome addition to any military unit, the real opportunity to greatly assist the Ukrainian military is to “up-armor” Humvees and provide them as “cheap tanks” to greatly improve Ukraine’s ability to evacuate injured soldiers and resupply front line soldiers.

Example of officially armored Humvee in Ukraine:



Example of unofficially armored (“redneck” or “Mad max” armor) Humvee in Iraq



HOW TO BUY HUMVEES FOR UKRAINE



Fixed Weapon Mounts

Adding a fixed mount for a machinegun, grenade launcher or other weapon is a huge upgrade to a vehicle.


There's two typical fixed mount methods, a fixed pintle mount or a rotating cupola mount.

Fixed pintle mount AKA "Technical mount"



Rotating cupola mount

These are more expensive and complex but much better protect the gunner from enemy fire and the elements, plus make better use of space.



HOW TO BUY HUMVEES FOR UKRAINE



Basic Humvee info

Humvee specifications

XM-1097

SPECIFICATIONS:

- * .41m (16") ground clearance
- * Full-time 4 wheel drive
- * Four wheel independent suspension
- * Power hydraulic front & rear disc brakes
- * V8, 6.2L, 150hp diesel engine
- * 94.6L (25 gal) fuel capacity
- * 3-speed automatic transmission
- * 2-speed transfer case
- * Power steering
- * 24 volt electrical system
- * 37 x 12.50R-16.5 load range "D" radial tires
- * 1542 kg (3,400 lb) capacity 16.5 x 8.25 2-piece take apart wheels
- * CARC Paint: Camouflage or Sand Tan
- * Central tire inflation system - option

PERFORMANCE:

- * 40% side slope capability
- * 60% grade capability
- * Fording depth: .76m (30") standard

- 1.52m (60") with kit
- * Acceleration
- 0 to 30 mph (48 kph) - 9.4 seconds
- 0 to 50 mph (80 kph) - 26.1 seconds
- * Operating range - 483 km (300 miles)
- * Maximum speed - 65 mph (105 kmh)

ARMAMENT PROVISIONS:

- * TOW Missile systems
- * Mk 19 40mm MG
- * 7.62mm M60 MG
- * 30mm ASP-30 Cannon
- * .50 cal M2HB MG

TRANSPORTABILITY:

- (Fully equipped with payload)
- * Vehicle Dimensions:
- Height 1.88m (74")
- Width 2.16m (85")
- Length w/o winch 4.77m (188")
- Length w/winch 4.93m (194")
- * Weight data:
- Curb 3461 kg (7,630 lbs)
(Includes base vehicle with 7.62mm ballistic panels)
- GVW 4536 kg (10,000 lbs)
(Must use 10,000 lb HHV chassis)
- Payload 1075 kg (2,370 lbs)



UP-ARMORED HUMMER shown here with McDonnell Douglas Helicopter Company's 30mm ASP-30 Cannon.

(Includes crew, ammunition, weapon, weapon mount, personal gear, special kits, & Basic Issue Items (BI))

Curb weight does not include the following optional protection panels

- Crew floor 90 kg (196 lbs)
- Roof 45 kg (100 lbs)
- Wpn Station 36 kg (80 lbs)
- Total 171 kg (376 lbs)

Humvee variants

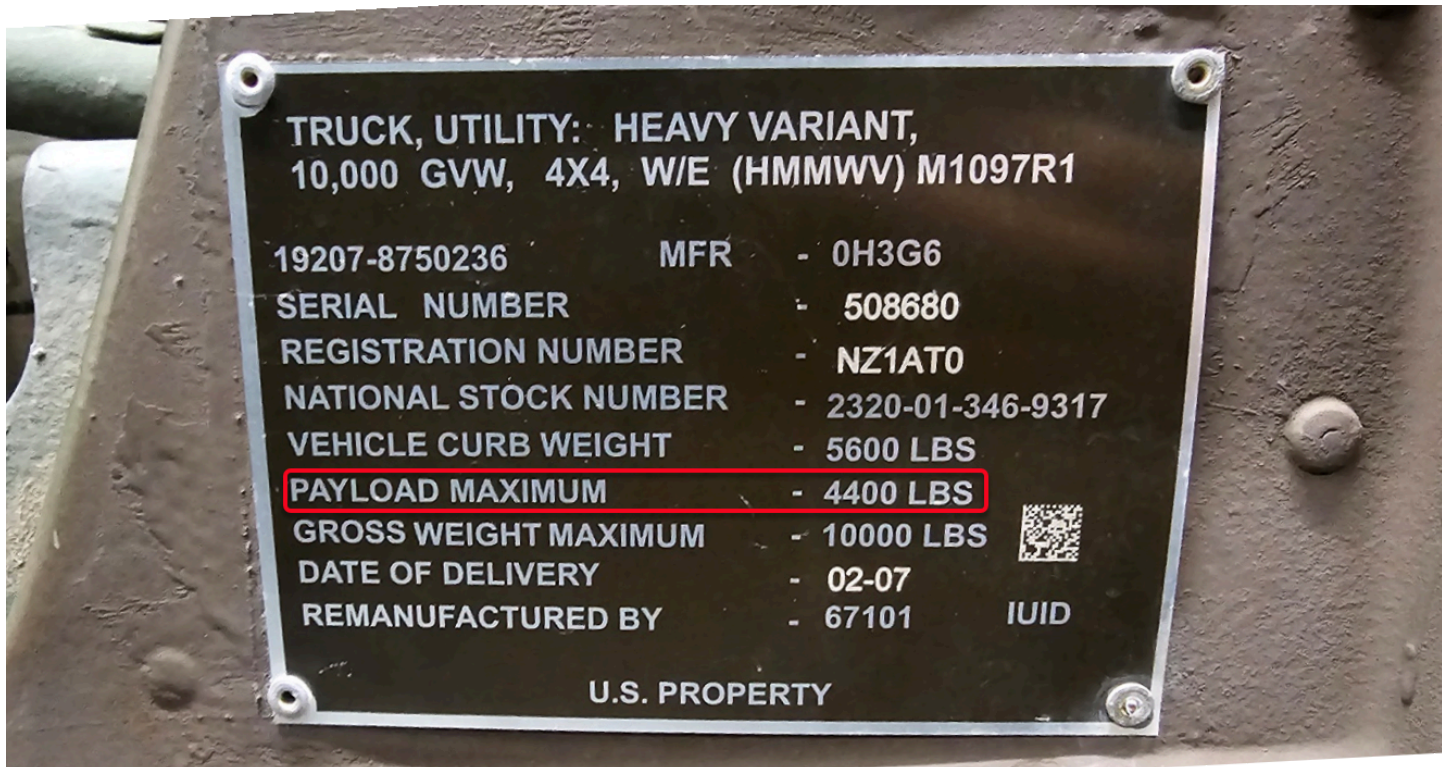
	Variants					
	A0 Series	A1 Series	A2 Series	ECV Series	ECV 2 Series	RECAP
Cargo/Troop Carrier	M998/M1038	M998A1/M1038A1	M1123	M1165	XM1211	
Heavy Cargo Carrier	M1097	M1097A1	M1097A2	M1113/M1152	XM1213	M1097R1
Artillery Prime Mover	M1069	M1097A1	M1097A2			
Shelter Carrier	M1037/M1042	M1097A1	M1097A2	M1113/M1152	XM1213	
Armament Carrier w/ Basic Armor	M1025/M1026	M1025A1/M1026A1	M1025A2	M1151	XM1212	M1025R1
Armament Carrier w/ Supplemental Armor	M1043/M1044	M1043A1/M1044A1	M1043A2			
Armament Carrier Up-Armored		M1109		M1114/M1116/M1151A1 /XM1166		
TOW Missile Carrier w/ Basic Armor	M966/M1036	M966A1/M1036A1/M1121		M1167	XM1214	
TOW Missile Carrier w/ Supplemental Armor	M1045/M1046	M1045A1/M1046A1	M1045A2			
TOW Missile Carrier Up-Armored				M1115/M1167A1		
Hard-Top Ambulance	M996/M997	M996A1/M997A1	M996A2/M997A2		XM1225	
Soft-Top Ambulance	M1035	M1035A1	M1035A2	M1152A1		
Fire Support Team Vehicle			M707	M707		
TACP Vehicle				M1145		
Command Vehicle				M1165	XM1211	
Special Operations Vehicle	DMV		GMV	GMV		
Anti-Aircraft Vehicle	Avenger	Avenger	Avenger	Avenger		
EOD/UXO Disposal				Zeus HLONS		
Hybrid Vehicle				XM1124		

HOW TO BUY HUMVEES FOR UKRAINE



Why armor humvees and not regular civilian vehicles?

Humvees are not right for many units. Only those with enough logistics support and experience repairing Humvees should get them. In addition, it's a waste to supply these just as replacements for regular 4x4 civilian trucks. The real opportunity is to "up-armor" them and turn them into "cheap tanks". This is much easier done with humvees than with civilian vehicles. The main reason is that these Humvees can handle an additional 2 tons of weight, much more than your average truck.



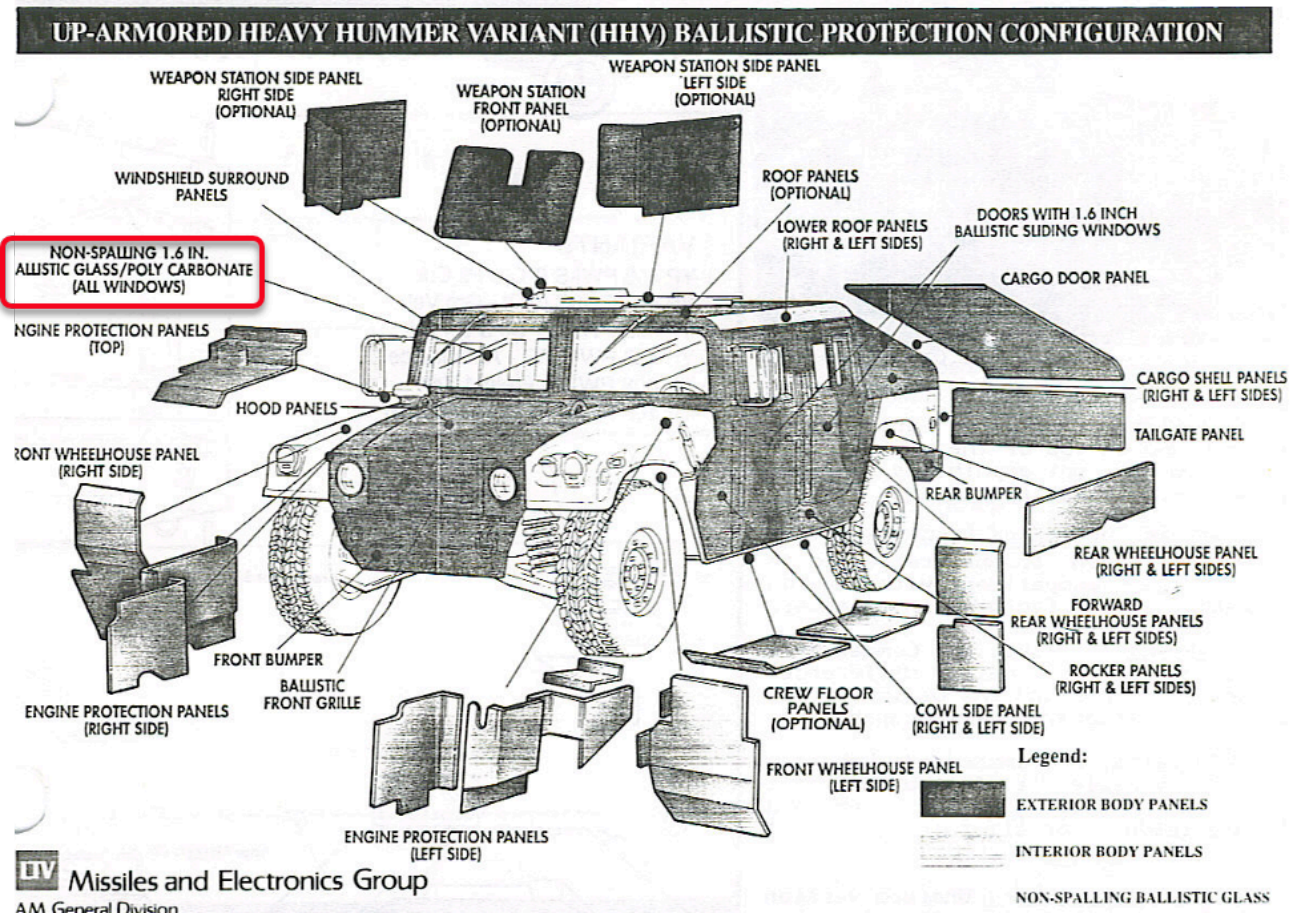
The typical civilian full size truck can handle 1500-2500 lbs.

Even minus the weight of 4-6 kitted soldiers, 4400lbs still leaves a lot of weight for 3/8 steel plates.

HOW TO BUY HUMVEES FOR UKRAINE



Add-on Armor Info




HOW TO BUY HUMVEES FOR UKRAINE



Runflat military tires



Runflat civilian tires



HOW TO BUY HUMVEES FOR UKRAINE



Misc Notes on Armor Requirements

- 3/8 steel is needed to stop AKs and shrapnel.
- 1ftx1ft 3/8 is 15lbs. a 4x8' sheet is ~500lbs <https://www.chapelsteel.com/weight-steel-plate.html>
- Vehicle dimensions
 - Length 15 ft
 - Width 7 ft
 - Height 6 ft
- The two humvees UDS is sending (ETA Rivne ~1Jan2024) One will go to a border patrol unit in Sumy, the other to the 72nd BGD 7th Bttn in. Both are "running perfectly" except the one has some noise from the PS pump that the unit says they can fix.

Useful Links

Buying Humvees

- Humvee overview <https://warwheels.net/HummerM1165ECVindex.html>
- What to Know Before Buying a Government Surplus Humvee <https://www.dirtlegal.com/blog/what-to-know-before-buying-a-govt-surplus-humvee>
- What Does A Surplus HMMWV Cost? How To Buy A Humvee <https://gear-report.com/what-does-a-surplus-hmmwv-cost-how-to-buy-a-humvee>
- Buying a Govplanet Humvee- Process & Top Tips <https://www.youtube.com/watch?app=desktop&v=F0AkAibFp2g>
- Everything you need to know about Humvee vehicles <https://blog.ritchiebros.com/everything-you-need-to-know-about-humvee-vehicles>
- Tips for buying off GovPlanet/IronPlanet? <https://www.steelsoldiers.com/threads/tips-for-buying-off-govplanet-ironplanet.153283/>
- What to AVOID When Buying Humvees off GovPlanet <https://www.youtube.com/watch?v=gtS8l93r5cw>
- First Things Every HMMWV or Hummer Owner Needs to Know <https://gear-report.com/humvee-info-first-things-every-hmmwv-or-hummer-owner-needs-to-know/>

How to armor Humvees

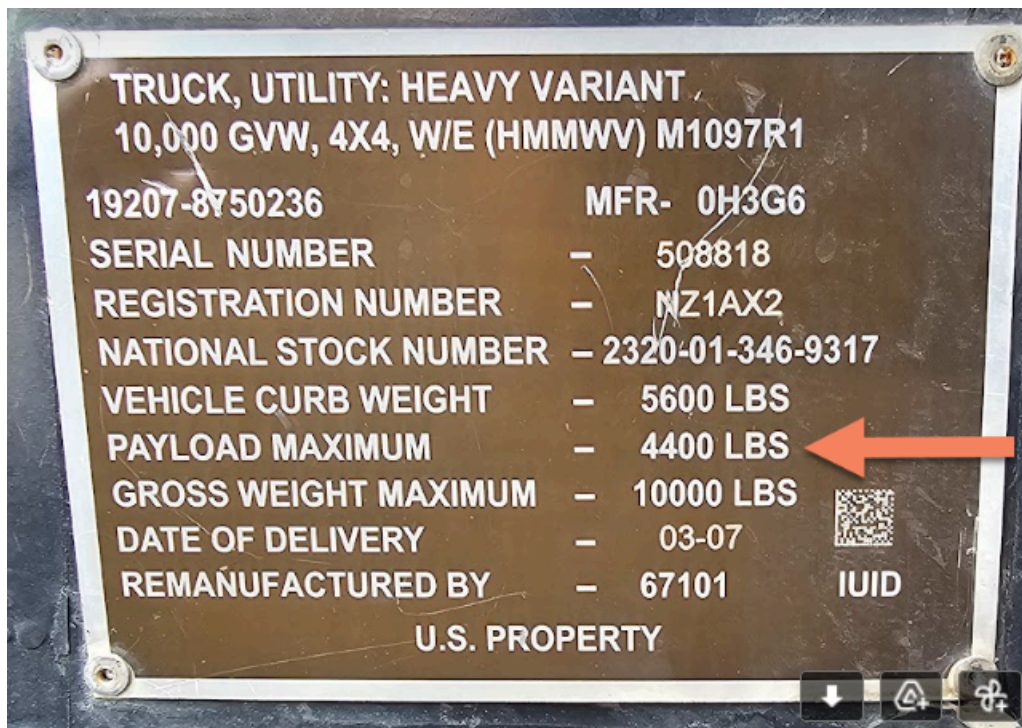
- <https://www.keymilitary.com/article/armoured-humvee> most useful
- <https://www.steelsoldiers.com/threads/civilian-armor-the-hmmwv.203578/page-2> most useful
- https://en.wikipedia.org/wiki/Armor_Survivability_Kit somewhat useful
- <https://www.quora.com/How-thick-is-the-armor-of-a-Humvee> not very useful
- https://www.armyrecognition.com/humvee_hmmwv_variants_light_tactical_vehicle/m1114_up-armor_ed_hmmwv_humvee_armament_carrier_armour_kit_technical_data_sheet_specifications.html nice pic but otherwise not that useful
- Celebrity owned Humvee https://www.youtube.com/watch?v=H_aHM1V21Is useful. Shows armor

HOW TO BUY HUMVEES FOR UKRAINE



- <https://www.stripes.com/branches/army/2004-02-03/Troops-add-improvised-armor-to-Humvees-1910435.html> useful pictures
- <https://www.globalsecurity.org/military/systems/ground/ask.htm> useful
- <https://www.ogaratraining.com> Official armoring company for US military

Additional photos



HOW TO BUY HUMVEES FOR UKRAINE



2024 Ford F-150 / Payload

1,543 to 2,155 lbs

Misc Notes on Armoring Humvees

From Iron Nuts in Lviv:

- Can armor all parts of the car including the floor. Anti-mine floor can be difficult though because the metal weighs 2 tons, which puts it pretty much at the limit of payload maximum.
- Armor they use can stop 7.62x54. Specifically, it is Hardox 500 steel "sandwich" with some aluminum in-between. Possible to upgrade to Armox steel.
- They have pretty good access to Ukrainian armored glass manufacturers. In their last case, they used 42 mm class 3 glass that was rated to stop 7.62x39. Possible to get stronger one too.
- His estimate was at about \$20k to armor an existing humvee (\$10k USD for the materials and \$10k USD for labor). Timewise it takes 2 months (~5 weeks for prototyping and ~3 weeks for the mechanical work).
- For larger volumes it could probably be up to ~30% cheaper according to him.
- They haven't worked on large volumes before but are doing 11 Humvees for GUR and 1 evac vehicle. They are looking to expand though.
- They haven't done cupolas before but can do them. Will need extra time for prototyping and installing the support system (most HVs have only tent roofs not solid roofs and almost none have ceiling hatches).
- They haven't installed runflats yet but can definitely figure it out. Either import some from the US or find some produced locally. Looks like Brave1 developed it in Ukraine:
<https://odessa-journal.com/the-ukrainian-technology-runflat-is-a-system-of-armored-wheels-designed-for-military-pickup-trucks-by-brave1>
- Yes, it is forbidden in Ukraine to have armored Humvees without AC. They installed it in earlier works and can do it now. Many options are available.

HOW TO BUY HUMVEES FOR UKRAINE



- They do have anti-spall linings but costs can vary a lot - from \$100/square meter to \$300/sq. m. All the way from a shoe manufacturer to Dutch and French options.
- Two other interesting pieces of information:
 - He knows of two military bases that repair all military vehicles for ZSU for free (e.g. accu, belts - stuff needed to make it drivable).
 - Ukrainian logistics can get any military vehicles to any location in Ukraine for free.
- Video with their armored humvee prototype: <https://www.youtube.com/watch?v=YuJI5HVwSnA&>
- Iron Nuts Photos: <https://photos.app.goo.gl/rozKEjkCsDH96Pv77>

From [Global Security on Hardening Vehicles](#)

Add-on armor kits

For a humvee, the typical add-on armor kit is just over a thousand pounds. It would have secondary impacts in terms of your suspension and your powertrain. The Army had to test those things out to make sure that they were giving a soldier something that can endure in combat; it won't just break the minute he starts to operate it. So the level-two kit is a sophisticated requirement and one that has been very successful in adapting, not just for humvees but, for a variety of systems. Templates have been designed in part by the drivers who operate the equipment, with Defense Logistics Agency-approved steel being used. The level-two humvee kit has materials that have been designed by the department, tested by the department and then moved to installation sites. It takes somewhere around 30 or 40 hours of labor it takes to put one of these kits on a humvee.

Typical level-three efforts that are done in the combat zone are hardened doors, hardened side posts, additional protection here underneath, on the side of the vehicles. But it's not the same total encompassing solution as in a level-one kit.

Sandbags

Sandbags are effective in reducing the effects of blasts, preventing fire from reaching the driver, and providing protection from small arms fire and fragmentation. Sandbags are usually readily available and do not permanently impair the flexibility of vehicles. Sandbags can easily be added or removed from the vehicle as the situation dictates. One drawback to using sandbags is that their weight limits the vehicle's capability to haul cargo.

Hardening vehicles with armor plating places abnormal stresses on the vehicle that can result in early component failure. It is common for engine mounts, cab mount bushings, and bolts to loosen. For this reason, they should be checked, tightened, and replaced regularly. In the past the vehicle deadline rate for hardened vehicles was up to 20 percent greater than for nonhardened vehicles.

Sandbags become torn or punctured in day-to-day use. They also collect and hold water, causing metal surfaces to rust. Added maintenance is required to keep the sandbags in good condition and to prevent rust. Sandbags should be checked periodically and removed or replaced. When the sandbags are removed, the vehicle metal

HOW TO BUY HUMVEES FOR UKRAINE



should be cleaned, painted (if necessary), and allowed to dry before the sandbags are replaced. Empty sandbags and ties should always be kept in the vehicle.

It is critical that the most protective material available be used to harden a vehicle. Ballistic tests show that sand is about twice as effective as clay in hardening vehicles. At a maximum velocity of 3,250 feet per second at a range of zero feet, it takes about .6 feet of sand and 1.2 feet of clay to stop a 5.56-mm round. At a maximum velocity of 2,750 feet per second, it takes about .9 feet of sand or 1.7 feet of clay to stop a 7.62-mm round. Finally, at the maximum velocity, it takes about 1.4 feet of sand or 2.6 feet of clay to stop a 50-caliber round.”

From Misc Forums

The up armor kit was designed to give 360 degree protection to the cab of the HUMVEE and was composed of 900kg of plates, panel, doors, and an armored roof.

someone here was selling 4 x 8 foot sheets of Kevlar level 3 this past week. If I remember correctly each sheet weighed less than 350 pounds. Cut correctly you should be able to get three sheets to cover the critical parts.